

WHITE PAPER

How Industry Expertise Ensures Correct Flexible Screw Conveyor Selection and Process Uptime

By asking all the right questions and applying what they already know, experienced equipment providers can minimize costly downtime
by Mike Zeluff, Product Specialist, Hapman

Most if not all manufacturing operations that deal with bulk materials will agree that downtime and loss of production are at the top of their list of process concerns. Downtime in a bulk material handling operation can usually be traced to the equipment that moves the material throughout the process. Flexible screw conveyors are among the most common pieces of equipment found in these operations and have been used in dry processing applications for decades. They are a reliable, simple and low-maintenance bulk material handling solution that uses a single moving part to effectively convey dry material from one point to another.


As such, they are regarded by many manufacturers as a commodity item that can be interchanged from one application to another. In this white paper we will:

- Identify the stage of a process where the greatest potential for equipment downtime exists.
- Explain how flexible screw conveyor options can minimize this potential.
- Illustrate the importance of an equipment provider's industry expertise to making the correct conveyor decision

With flexible screw conveyors, failures almost always occur during the initial start-up of the equipment. This is a clear indication that the conveyor manufacturer did not specify the conveyor



Hapman Poly and Stainless Steel model Helix®.



Hapman offers a variety of heavy duty screws, tested and selected for various materials.

correctly or outfit it with the correct options to ensure proper operation within the application.

Whether it is a new installation or a replacement for a faulty piece of equipment, a misapplied flexible screw conveyor will fail to get the job done for two primary reasons:

- **Material flow.** The conveyor will not be able to move or elevate the material properly through the process, eject the material out of the discharge end of the conveyor, or move the material to the next stage of the process after filling the hopper. In any of these scenarios, the conveyor will not be able to keep up with downstream processes.
- **Screw breakage.** An inferior duty screw will break shortly after start-up. Similar-duty replacement screws will continue to break due to incorrect specification. Even when dealing

with a responsive equipment provider, it can be time consuming for a 20-foot replacement screw to arrive via truck or common carrier, which adds to the length of production loss and downtime.

Getting Started with an Initial Application Review and Flow Analysis

An experienced flexible screw conveyor provider will ask the right questions to extract the necessary information from a customer, starting with material flow.

Problems related to material flow generally boil down to the type of product being conveyed. If the correct screw type isn't applied at the outset based on the specific material the conveyor will be required to handle, all of the material flow issues mentioned earlier will arise and compromise production.

As part of the specification process, an experienced conveyor manufacturer will perform a material flow analysis—which is the best way to determine effective flow from the hopper through the conveyor—as well as measure the bulk density and ask about convey rates.

Once the exact product is determined and a flow analysis is completed, an experienced equipment provider will then identify the type of screw that will be most effective in the conveyor (flat wire, round wire, beveled and heavy-duty square bar).

After these fundamental conveyor configurations issues are nailed down, greatly improved performance can be achieved by considering a number of additional factors:

Pickup Angle Affects Efficiency and Fill Factor


One universal design consideration with flexible screw conveyors is the pickup angle, the angle from horizontal at which the conveyor body operates. 45 degrees is a common pickup angle that strikes a good balance between operating efficiency and space requirements. Above 45 degrees, operating efficiency goes down; it's generally not recommended to run very heavy materials at angles greater than 45 degrees. Conversely, angles shallower than 45 degrees allow higher efficiency and increased convey rates.

However, pickup angle is about more than just simple operating efficiency. It's also about how efficiently the auger inlet is filled with material. This "Fill Factor" has a direct impact on convey rates, or whether the conveyor will work at all. The steeper the pickup angle, the lower the fill factor and convey rate. Shallower angles yield higher fill factors, but very high factors approaching 100% can lead to jams; in these cases, alternate screw designs can be employed.

Pickup Angle	Fill Factor
30°	75-100%
45°	70-90%
60°	60-70%

Avoiding Flanged Inlet Pitfalls

Flanged small-inlet feeders are sometimes used in place of a hopper to supply the screw conveyor. Depending on the material being conveyed, this practice can lead to trouble. Flexible screw conveyors require material headload on the auger for good elevation. Light or easily-fluidized materials may not be able to deliver enough headload in flanged inlet systems, and consequently run poorly in the auger, especially at steeper pickup angles. For these materials, full-sized hoppers are a



UHMW-PE center core limits the amount of material entering the conveyor, mitigating challenges when conveying very dense material, or highly aerated or fluid material.

better bet. By design, they provide more headload and also offer enough space to include agitators that assure consistent auger loading.

Strategies for Difficult-to-Convey Materials

The physical properties of some bulk materials can cause problems in flexible screw conveying. Fortunately, there are workarounds for many of them.

Use a center core for heavy or fluidizable materials. Under mechanical agitation, materials like talc, dry dusty flours or starches tend to fluidize and cause fallback in standard open screw designs, especially with relatively low auger walls. Adding a center core reduces the amount of material being conveyed, provides better material containment and reduces the load imposed on the screw, which can dramatically improve elevation performance.

Prevent zinc oxide buildup. Widely used in many industries, zinc oxide is extremely sensitive to buildup on machinery, including conveyors with flat screw designs. Beveled screws are a better choice for zinc oxide; they have a trailing edge scraper that removes buildup and maintains a free-working casing.

Stay on the straight and narrow with abrasive materials. Heavy abrasive materials like salt or sand are likely to cause extra wear and tear at bends or flexes in conveyor runs. When confined in small spaces, these types of particles can interlock and exacerbate wear problems. When handling abrasive materials, it's best to plan straight conveyor runs to head off trouble.

Use agitation to manage materials that pack or agglomerate. Some materials require mechanical agitation to flow properly in hoppers or other auger loading spaces. Any material that can be compacted into a "snowball" is likely to require agitation. Materials that contain oils, such as pancake mixes, nacho seasonings or cheddar seasonings are often troublesome. Materials with "oxide" in their names, like iron oxide or titanium dioxide, tend to flow sluggishly. Calcium carbonate is another

very common material with flow issues.


Hoppers with pin or ribbon-style agitators or vibratory systems prevent these sorts of materials from ratholing or bridging at auger inlets. Many agitators are available with easily-interchangeable pins or ribbons to achieve ideal flow performance for a given material. And, there are many options for retrofitting existing hoppers with agitators.

Plan for Easy, Thorough Conveyor Cleanout

By their nature, bulk solids and powders will inevitably leave some residue in conveyors. To help manufacturers maintain maximum process uptime, flexible screw conveyors should be designed with features that allow fast, easy disassembly, cleanout and reassembly between production runs. Hi-Lo designs that allow easy screw removal, cleanout and/or changeout from floor level are particularly helpful. Internal spaces should be free of crevices or other spaces that might trap particles or slow cleaning operations. This is particularly important when handling materials like potential food allergens or contamination-sensitive chemicals.

Look for Ample Equipment Options and Speedy, Predictable Delivery

The number of custom options a conveyor manufacturer offers is directly proportional to its level of expertise. The longer an equipment provider has been in business, the more solutions it offers due to a history of working with a large number of other customers and applications. For example, not all manufacturers offer heavier-duty screws or nominal case diameters in odd sizes such as 2, 2½, 3 and 5 inches. Also, while many manufacturers advertise expedited delivery times, they aren't specific about the timeframe or don't apply the policy to custom sizes or engineered equipment. Knowing up-front that a conveyor will be delivered in the exact size and by the exact date needed is crucial to minimizing unexpected downtime.



Batch changeovers and meeting stringent sanitation regulations are easy with the Hi/Lo Helix.

Conclusion

In order to minimize downtime in material handling, a company should focus on specifying the right equipment with the help of an expert material handling equipment partner. An experienced conveyor manufacturer will understand the importance of proper operation at initial start-up and will ask all of the right questions up-front to achieve that goal. It is imperative that the customer be forthcoming with all of the pertinent information as well, but just as there are no shortcuts to equipment selection, there is no substitute for industry expertise when it comes to being confident about arriving at an ideal bulk material conveying solution.

ABOUT THE AUTHOR

Mike Zeluff has a bachelor's degree from Grand Valley State University in Michigan and has worked at Hapman for more than 22 years. Prior to his current position as a Product Specialist, Mike worked as a Hapman Regional Sales Manager and was manager of the Hapman Test Lab, where he was responsible for material testing and flow dynamics reporting.

ABOUT HAPMAN

For 70 years, Hapman has provided manufacturing plants around the world with the most technologically advanced powder and bulk handling equipment and systems, offering custom engineered equipment and systems for chemical, food, pharmaceutical, plastics, building, minerals, and other industries.

HAPMAN

Ideas that move.



sales@hapman.com
www.hapman.com



5944 East N Avenue
Kalamazoo, MI 49048
(800) 427-6260